

DLF-626

6" NON-IC Horizontal Flat Frame-in kit For

(1) DTT/TTT or (2) DTT Lamps

Catalog #		Type
Project		Date
Prepared by		

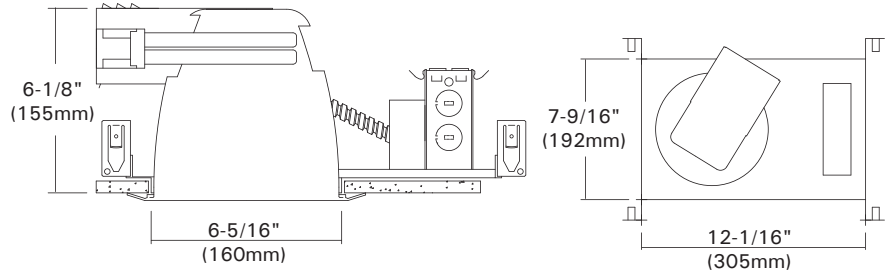
FLUORESCENT



DESCRIPTION

The DLF-626 is a 6" aperture flat frame-in kit for (1) or (2) horizontal CFL lamps, for wide beam area and task lighting.

The DLF-626 offers a wide choice of trim types including reflector, lensed and wall wash trims.



DESIGN FEATURES

Ceiling Cut-out : 6-1/2"
 Lamp, Max, Watt. : (1)42W or (2)26W

• Mounting Frame

- Galvanized steel construction.
- Housing adjusts for ceilings up to 1-1/4" thick.

• Junction Box

- Listed for through branch circuit wiring. (Max. 8 No 12 AWG 90°C branch circuit conductors. (4 in, 4 out))
- (5) 1/2" knockouts with true pry-out slots and (4) knockouts with Romex cable clamp.
- Ground wire provided on J-box.

• Reflector

- Anodized clear, haze, gold, champagne, pewter color finished full reflectors. And anodized reflectors with black or white milled groove baffle collar.

• Trim Ring

- White plastic ring or plated chrome, satin nickel, polished brass, natural steel color ring.

• Bar hangers

- Maximum extension of 24" allows for extra distance between joists.
- Housing can be positioned at any point within 24" joist span.
- Score lines allow "toolless" shortening for 12" joists. Bar hangers may be repositioned 90 degrees.
- Integral T-bar clips snaps onto T-bars and no additional clips are required.

• Socket

- G24Q/GX24Q socket for use 4 pin DTT, TTT lamps.

• Socket Housing

- Installed (4 pin) plastic lampholders in stamped galvanized steel housing attached on the reflector top.

• Lamp

- Compact Fluorescent lamps.
 - * DTT-Double twin tube (Quad/CFQ)
 - (1) or (2) 13W DTT (4 pin)
 - (1) or (2) 18W DTT (4 pin)
 - (1) or (2) 26W DTT (4 pin)
 - * TTT-Triple Twin Tube (CFTR)
 - (1) 26W TTT (4 pin)
 - (1) 32W TTT (4 pin)
 - (1) 42W TTT (4 pin)

• Ballast

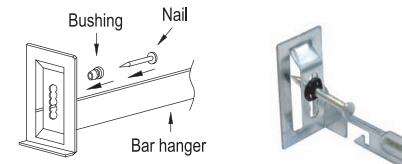
- Class P Thermally protected by internal fuse (3 amp fast blow), Multi-volt electronic ballast or thermal cut-out switch in magnetic ballast.
- High Power Factor Multi-volt Electronic ballasts for 4 pin type compact fluorescent lamps mounted on J-box door for easy access from inside of fixture.

* Listing

- UL, c-UL listed for damp location.
- UL, c-UL listed for feed through.

• Just-A-Nail

Adjustable nail hanger bar for easy alignment.



JUST-A-NAIL

- Pre-installed nail bars with vertical slots are used to evenly align the bars horizontally after nailing halfway into wood joists.

• Optional "Quick Connect" Push-in wire connectors.

- Three "Quick Connectors"
- Pre-installed push-in wire connectors for fast and easy wiring.

Ordering Information

Housing	Ballast	Lamp(s) Watt.	Option
DLF-626	-N : 120V NPF Magnetic -H : 120V HPF Magnetic -NE : 120V NPF Electronic -HE : 120V HPF Electronic -E : 120V/277V HPF Electronic	113 : (1)13W 142 : (1)42W 118 : (1)18W 213 : (2)13W 126 : (1)26W 218 : (2)18W 132 : (1)32W 226 : (2)26W	-EM : Emergency w/ Remote Test Switch -C : Quick Connectors

Example : DLF-626-E226

Trims

6" Horizontal Compact Fluorescent Trims For

DLF-616, DLF-616R, DLF-626, ICF-626AT

Catalog #		Type
Project		Date
Prepared by		

FLUORESCENT

TM-39R/TM-39RF TM-39RL


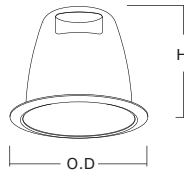
Specular Open Reflector
2x26W DTT, 1x42W TTT

White Plastic Trim Ring

O.D : 7-7/8"

Height : 6-1/4"

*Symbol (RF) is for Self-flange



TM-39R-HC

TM-39R-GD

TM-39RF-HC


TM-30B TM-30BL

Baffle w/ Reflector
2x26W DTT, 1x42W TTT

White Plastic Trim Ring

O.D : 7-7/8"

Height : 6-1/4"



TM-30B-WH

TM-30B-BK

TM-31

Wall Wash w/ Kick-off Plate
2x26W DTT, 1x42W TTT

White Plastic Trim Ring

O.D : 7-7/8"

Height : 6-1/4"



TM-31-HC

TM-36B TM-36BL

Baffle w/ Fresnel Lens
2x26W DTT, 1x42W TTT

White Plastic Trim Ring

O.D : 7-7/8"

Height : 6-1/4"



TM-36B-WH

TM-36B-BK

TM-36R TM-36RL

Reflector w/ Fresnel Lens
2x26W DTT, 1x42W TTT

White Plastic Trim Ring

O.D : 7-7/8"

Height : 6-1/4"



TM-36R-HC

TM-38 TM-38L

Reflector w/ Frosted Drop Lens
2x26W DTT, 1x42W TTT

White Metal Trim Ring

O.D : 7-7/8"

Height : 6-1/4"



TM-38-HC

TM-38-WH


TM-38S TM-38SL

Reflector w/ Frosted 3.5" Center Drop Lens
2x26W DTT, 1x42W TTT

White Metal Trim Ring

O.D : 7-7/8"

Height : 6-1/4"



TM-38S-HC


TM-359 TM-359L

Reflector w/ Cross Louver Blade
2x26W DTT, 1x42W TTT

White Plastic Trim Ring

O.D : 7-7/8"

Height : 6-1/4"



TM-359-HC

TM-354 TM-354L

Reflector w/ Wall Wash
2x26W DTT, 1x42W TTT

White Plastic Trim Ring

O.D : 7-7/8"

Height : 6-1/4"



TM-354-HC

TM-39R-1 (One Lamp)

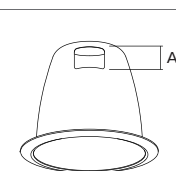
Specular Open Reflector
1x26W DTT, 1x42W TTT

White Plastic Trim Ring

O.D : 7-7/8"

Height : 6-1/4"

Aperture : 2-1/8"x2-1/8"



TM-39R-HC-1

- ◆ White plastic ring standard. Also available with metal rings.
- ◆ All trims are damp location, Lens trims are wet location listed.
- ◆ Symbol "L" is for 5-3/16" Shallow reflectors.

ORDERING INFORMATION

Choose the catalog / finish codes that best suit your needs and enter it on the appropriate line.

TRIM MODEL	REFLECTOR	LENS	BAFFLE	METAL RING
	CL :Clear	FR :Fresnel	WH :White	WH :White
	WH :White	AS :All Sanded	BK :Black	BK :Black
	GD :Gold	CL :Clear	SN :Satin Nickel	SN :Satin Nickel
	MA :Matte Platinum	CV :Convex Prismatic	AN :Antique Nickel	AN :Antique Nickel
	CP :Champagne	AL :Albalite	AC :Antique Copper	AC :Antique Copper
	PR :Pewter		MO :Mocha	MO :Mocha
	HC :Haze Clear		CA :Cappuccino	CA :Cappuccino
			CH :Chrome	CH :Chrome
			UN :Natural Steel	UN :Natural Steel
			PB :Polished Brass	PB :Polished Brass

Examples:

TM-39R-HC-WP = Haze Clear Reflector

TM-30B-BK-WP = Black Baffle w/Clear Reflector